

Summary Feedback

An Introduction to Bone Tumour Imaging (06th September 2020)

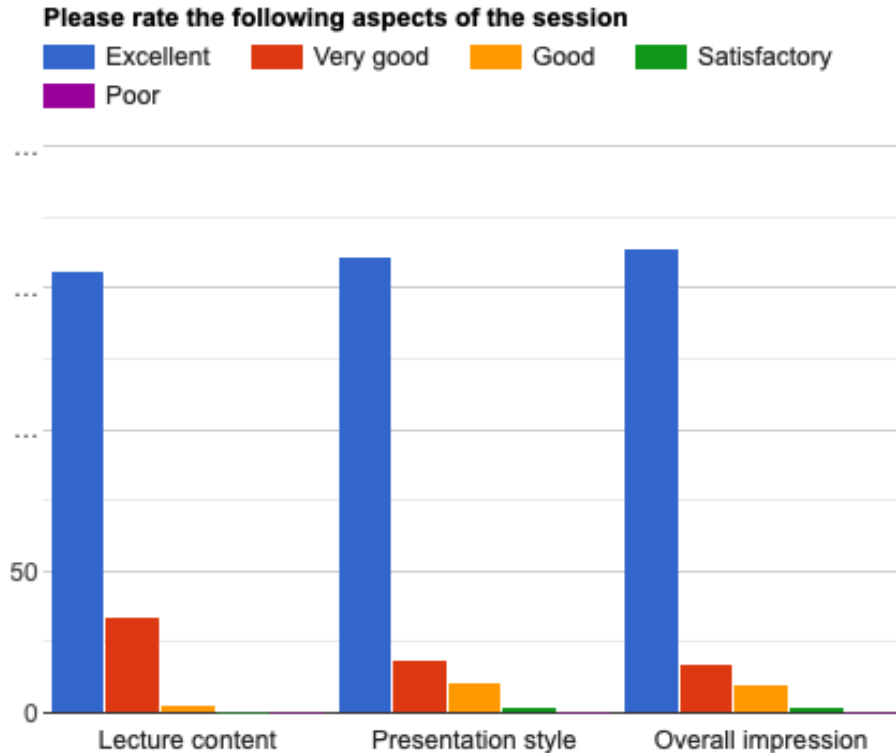
Delivered By: Dr. Rajesh Botchu

Summary Points:

- Talk Time: 01 hour teaching time
- Total Attendees: 280
- Total feedback received: 193

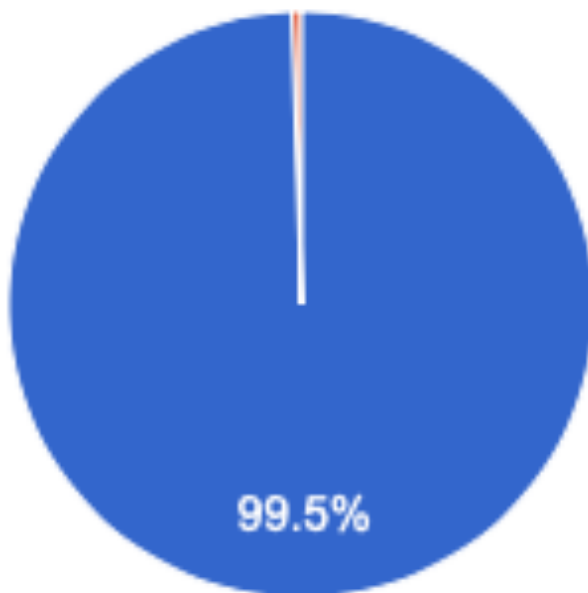
Participants from 24 Countries: (including Australia, Bahamas, Bangladesh, Botswana, Canada, Egypt, India, Indonesia, Iraq, Ireland, Kenya, Kuwait, Malaysia, Nepal, Niger, Nigeria, Oman, Pakistan, Philippines, Qatar, Saudi Arabia, Singapore, South Africa, Sudan, Tanzania, UAE, UK, Ukraine, USA, Yemen).

1. Please rate the following aspect of the course:



1. Did you find this session useful for exam preparation?

Did you find it useful
193 responses



2. What aspects of this course were most useful or valuable?

- Cases slection
- Very precise
- variety
- All aspects were valuable
- Images with discussion
- Images with explanation
- all
- Presentation
- Approach
- All
- Case selection

- Pakistan
- Nhs
- India
- Pakistan
- Pakistan
- Pakistan
- PAKISTAN
- India
- India
- children hospital
- Pakistan

- Bone tumours Radiological appearance Pakistan
- Overall Pakistan
- Excellent Egypt
- simple style Pakistan
- Differential Pakistan
- Differential Pakistan
- Bone tumors Pakistan
- Examples and explanation United Kingdom
- every Pakistan
- Cases United Kingdom
- Content Pakistan
- Case based Saudi Arabia
- Teach was incredible. To the point with great image examples. Peninsula
- All Pakistan
- Images and their details Pakistan
- To the point US
- very concise and cleae United Kingdom
- Flowchart of managing bony lesions. Singapore
- Most Pakistan
- quiz of first 5 cases Pakistan
- Introduction and Cases Pakistan
- imaging approach Pakistan
- Quick review of medical imaging of bone tumours specially radiography. Saudi Arabia
- information iraq
- Good overview. Thank you. United Kingdom
- CRSIP AND TOO THE POINT DISCUSSION PAKISTAN
- Case based and simplified approach United Kingdom
- Detailed explanation. Pakistan
- Flow chart Pakistan
- All Philippines
- Overall everything is very helpful Pakistan
- All Pakistan
- Everything Bahamas
- Image guided teaching United Kingdom
- bone tumors Pakistan
- Images Pakistan
- Characteristics of bone lesions yemen
- Evry thing Yemen
- Variety of cases. UK
- Concise and precise Malaysia
- radiographs India
- Excellent cases presentation Pakistan
- Basics were very beautifully explained Pakistan
- Every feature of disease explained with an image. oman
- all Pakistan
- Images Pakistan
- Staging Dubai
- Differentiating characteristics of the different lesions on radiography Philippines
- Images Pakistan
- Very good outline and thought process to reach a diagnosis Kenya
- Images, differential Pakistan

- Amazing lecture PAKISTAN
- Radiological approach to the bone tumors in a very simplified way Pakistan
- Clarity and accent of speech India
- Images Pakistan
- Excellent lecture and amazing cases. Thanks a lot. India
- bony tumor pakistan
- Radiographics characterization of lesion Brasil
- Classification in an easily understandable way Pakistan
- To the point
Relevant to daily practice and exam.
Structured thinking Egypt
- Radiologic appearance of tumours Bangladesh
- Differentiating different pathologies UK
- MRI features United Kingdom
- ,moth eaten and permeative, expansion and scalloping Pakistan
- to the point presentation malaysia
- Cases United Kingdom
- Pictures Pakistan
- Relevant important each and every part Pakistan
- Description of periosteal reaction. Differentiation of lesion Pakistan
- multiple cases Pakistan
- Systemic approach of bone tumor Pakistan
- reinforced bone tumors radiology Pakistan
- Totally informative lecture. Pakistan
- LESION CHARACTERISATION India
- Simple and comprehensive Pakistan
- Material UK
- Approach to dealing with bone tumours imaging Egypt
- mri correlation and points in form of bullet Pakistan
- tip to differentiate from benign and malignant lesions United Kingdom
- Brief and to the point explanation Pakistan
- Bone tumors explanation Pakistan
- All Philippines
- beauty of basics Pakistan
- Differentials Pakistan
- cases presented Pakistan
- Imaging features of bone tumors Philippines
- Lots of images India
- The way how to differentiate bone tumors Saudi Arabia
- Cases Pakistan
- The pattern and knowledge United Kingdom
- Lecture content and descriptions Pakistan
- All Yamen
- Cases Philippines
- Excellent lecture
Precise with all the relevant information Pakistan
- Clear cell osteosarcoma, approach to done tumors diagnosis, ethnic origin Egypt
- Plain Xray Pakistan
- All Pakistan
- Images Pakistan
- Images Pakistan

- It was overall comprehensive Pakistan
- Radiographic films Pakistan
- all iraq
- Practical approach Pakistan
- Presence of fat and extensive bone marrow edema is very important finding to differentiate benign and malignant lesions. Pakistan
- varied cases pakistan
- differential radiological features pakistan
- Differentiation between osteomyelitis and charcot's Pakistan
- CONTENT India
- Explanation Pakistan
- differentiating points Pakistan
- Difference b/w moth eaten and permeating lesion.
The whole lecture was a good revision. Oman
- Simplicity , structured , known lecturer Egypt
- Differentiating between benign and malignant bone lesions. Description of management aspects in certain cases. UK
- Images shared
Case discussions
Lecture points United Kingdom
- All Uae
- Lots of excellent images Pakistan
- tumour characterization Botswana
- Pattern approach to evaluating Bone lesions on Radiographs ..how to come to sensible differentials Nigeria
- differentiation of different lesions, especially how to differentiate between osteomyelitis and osteosarcoma on MRI UK
- Comparison of lesions and question answer section Pakistan
- radiographs of bone tumors Pakistan
- Tumor on x ray Pakistan
- differentiating points on plain radiography Pakistan
- the images explanation pakistan
- Almost all Pakistan
- Images Pakistan
- very good cases, useful for exams Norwich
- Tumour characterization according to age and location and typical key differentiating points Pakistan
- All Pakistan
- everything Pakistan
- Good cases and explanation of findings Sudan
- It showed us xrays!!! Which we dont get routinely in our centre as patients take them directly to their ortho
Then the question answer section is also good Pakistan
- How to approach bone tumour Pakistan
- Differentiating lesions Philippines
- Everything is perfect Pakistan
- Differentiating points Pakistan
- Cases shown Pakistan
- Differential diagnosis tips United Kingdom
- Detailed teaching Pakistan
- x rays Pakistan
- description and differtials Pakistan

- Differentiation aspect canada
- Excellent exam preparation Pakistan
- Images Pakistan
- General discussion Pakistan
- The important differentiating points between two closely related pathologies that the presenter discussed Pakistan
- xray cases of bones Pakistan
- Images shown Pak
- cases presented Pakistan
- cases Philippines
- Whole of the lecture Pakistan
- Very good collection of cases. Good tips and differential diagnosis United Kingdom
- The lecture was to the point and highlighted important and practical aspects of differentiating benign from malignant bone tumors Pakistan
- Radiographs and their explanations Pakistan
- Comparative imaging and clinical features Q/A session UK
- Approach toward diagnosis Pakistan
- The simplicity with which Dr Botchu teaches MSK Radiology is OUTSTANDING India
- Key points to differentiate bone lesions Pakistan
- Challenging situation between charcot and osteomyelitis. Variations of aggressive bone tumour nature and presentations. UK
- The cases Kuwait
- Variety of cases Pakistan
- Variable cases and approach Egypt
- Simple standard lucid approach to bone tx India
- differentiation between aggressive and non aggressive lesions Philippines
- The cases shared were very usefull Pakistan
- Showed difference between benign and malignant bone pattern Uk
- Precise, to the point and main differentiating points are key features Pakistan
- All Pakistan
- cases were useful. UK
- Everything was useful Pakistan
- Every Pakistan
- Presenting style, cases and discription Pakistan
- Bone tumour diagnosis Pakistan
- All United Arab Emirates
- Description style Pakistan
- Content of presentation Pakistan
- ALL PAKISTAN
- Very good slides United Kingdom
- Overall best Pakistan
- Explanation Pakistan
- Type of cases selection Yemen
- Cases Pakistan
- Content and presentation India

3. What could be improved?

- Could be longer may be part 1 and part 2 Nhs
- More time to explain Pakistan
- Very nice presentation Pakistan
- More lectures PAKISTAN
- more cases children
- Differentiating points hospital
- Other classes too on differential Pakistan
- Daily lectures 1 hour Pakistan
- Great job! Saudi
- More imaging Arabia
- More cases Pakistan
- Should be done on regular basis Philippines
- More time of session Pakistan
- It was awesome yemen
- Its v.good nothing to improve Yemen
- More sessions! UK
- Every thing upto mark Pakistan
- More cases Pakistan
- Imaging quality Dubai
- More time Kenya
- More cases Pakistan
- Increase time India
- More cases Pakistan
- perfect pakistan
- It was good Pakistan
- More images of the same cases Pakistan
- Difference between tumor and infection TB Pakistan
- TOPICS CAN BE MORE FOCUSSED INSTEAD OF COVERING LARGE TOPICS IN ONE HOUR India
- Differentiating points of mimics Pakistan
- It was perfect! Pakistan
- Increase times
- More cases Pakistan
- keep it up Pakistan
- It's OK Pakistan
- Bit slow with practical tips Pakistan
- Saudi
- If it could be a continuous series of lectures Arabia
- Interactive session Pakistan
- Nothing
- It was incredible Pakistan
- Make it a Two hour long Pakistan
- Way of presentation Pakistan
- Perfect Pakistan
- Increase interactive time Pakistan
- More cases, Pakistan

- Bit slower speed would be helpful Pakistan
- excellent Pakistan
- Increase time Egypt
United Kingdom
- Leave slides on but longer before changing
- As the questions came in during the lecture it was a bit distracting (as it pops up and sometimes covers images)... I was hoping there could be a short interval for people to copy and paste questions which may have come during the lecture Nigeria
- The presentation was too fast, i couldn't keep up with the pace in some instances. UK
- More Images Pakistan
- more images pakistan
- Bit fast.but was even ok Pakistan
- Can b more interactive, if participants are allowed to describe the images Pakistan
- Please start Mock session then discuss that case. Pakistan
- A bit more description Pakistan
- all is good Pakistan
- more time should be given to tumors Pakistan
- speed little fast canada
- Just perfect Pakistan
- More cases Pakistan
- more time with MRI and xray comparison of tumors and inflammatory changes Pakistan
- was a bit fast Pakistan
United Kingdom
- It's already well structured for the audience. Pakistan
- Please increase the duration of lecture Pakistan
- NOWAY anything can be improved. He is probably the best. India
- More lectures Pakistan
- More/variety of cases could be included. India
- more films can be shown to further differentiate the lesions Philippines
- Such sessions should be continued Pakistan
- V comprehensive already Pakistan
- More cases should be discussed Pakistan
- More cases should be included Pakistan
- GREAT KNOWLEDGE PAKISTAN
- Please clearly explain all features to differentiate between benign and malignant tumours United Kingdom
- Increase cases number Yemen

4. What was the overall impression of this lecture?

- Excellent Pakistan
- Good Nhs
- Excellent session Pakistan
- Very excellent talk Pakistan
- best PAKISTAN
- Fantastic India

- good children
- Good hospital
- excellent Pakistan
- Very useful and interesting Pakistan
- Very nice Pakistan
- excellent Pakistan
- Very good Pakistan
- Excellent Saudi Arabia
- Fantastic lecture. Thank you. Peninsula
- It was excellent Pakistan
- Good Pakistan
- Excellent Pakistan
- Really good lecture. Saudi Arabia
- good iraq
- GOOD AND COMPREHENSIVE PRESENTATION PAKISTAN
- Nice Pakistan
- Great presentation Philippines
- Great work Pakistan
- excellent Pakistan
- Excellent Bahamas
- Excellent United Kingdom
- excellent Pakistan
- Excellent session Pakistan
- Excellent lecture yemen
- Great Thanx Yemen
- great talk. very helpful UK
- Impressive Malaysia
- Thank u and grateful
- Amazing session Pakistan
- Excellent talk Pakistan
- excellent oman
- Good Pakistan
- Acceptable lecture Dubai
- Very good, concise and informative lecture Pakistan
- Excellent Kenya
- Excellent Pakistan
- very informative PAKISTAN
- Excellent Pakistan
- Excellent plz continue India
- Very nice Pakistan
- excellent pakistan
- Thanks a lot. Egypt
- Excellent Bangladesh
- Excellent UK
- excellent Pakistan
- excellent malaysia
- To the point beautifully delivered United Kingdom
- Very good Pakistan

- Excelant Pakistan
- Very good and informative Pakistan
- excellent Pakistan
- Perfect lecture Pakistan
- GREAT India
- Very nice Pakistan
- Excellent Uk
- Excellent Egypt
- good Pakistan
- Excellent United Kingdom
- It was a very well sought out lecture. A quick revision. Thankyou! Pakistan
- Good Pakistan
- excellent Pakistan
- Very Informative Pakistan
- excellent Pakistan
- Perfect Saudi Arabia
- Excellent Pakistan
- Very good United Kingdom
- Very precise , to the point , crisp descriptions. Very nice Pakistan
- Very good Yamen
- Good job Philippines
- Excellent Pakistan
- Excellent Egypt
- Excellent Pakistan
- Informative lecture Pakistan
- Excellent Pakistan
- Very nice and helpful teaching sessions Pakistan
- excellent iraq
- Good Pakistan
- Thanks a lot Dr Rajesh!
Thanks so much BRG! Pakistan
- satisfactory pakistan
- Good learning session Pakistan
- Very goid Pakistan
- excellent Pakistan
- Excellent Oman
- Very good Egypt
- Excellent United Kingdom
- Excellent Uae
- excellent Pakistan
- Lovely lecture. Simple but very informative and has tackled a topic used to make me uncomfortable in spite of best efforts Botswana
- Great Nigeria
- good Pakistan
- Excellent Pakistan
- very good Pakistan
- perfect pakistan

- Good Pakistan
- Very informative Pakistan
- Good Pakistan
- excellent Pakistan
- Excellent Sudan
- Thanku!! Very informative! Pakistan
- Very informative session Pakistan
- Excellent session Pakistan
- Excellent Pakistan
- V good Pakistan
- Excellent lecture and many thanks to BRG United Kingdom
- Wonderful lecture Pakistan
- excellent Pakistan
- satisfactory Pakistan
- absolutely wonderful canada
- God bless you....keep up the good work! Pakistan
- Excellent effort. Pakistan
- Excellent Pakistan
- Very informative. Thanks Pakistan
- Excellent Pakistan
- Fantastic Pakistan
- Very informative Pakistan
- Excellent presentation. Would like to thank Dr Rajesh for showing such wide spectrum of cases. United Kingdom
- Excellent efforts Pakistan
- Excellent and comprehensive talk Pakistan
- Very good educational initiative especially helpful for trainees and those who are not specialists in that particular area. UK
- Excellent Pakistan
- SIMPLY GREAT India
- Excellent session Pakistan
- Thank you Kuwait
- Informative Pakistan
- Excellent talk. Straightforward, Cases with no ambiguity. India
- very good lecture Philippines
- Informative Pakistan
- Excellent Pakistan
- useful lecture overall, thank you. UK
- Excellent Pakistan
- Very informative and excellent lecture Pakistan
- Very good United Arab Emirates
- Good Pakistan
- Good Pakistan
- GREAT JOB,EXCELLENT TEACHING PAKISTAN
- Good United Kingdom
- Excellent Pakistan
- Great thanks Yemen
- Great Pakistan
- Very informative India

Case 5

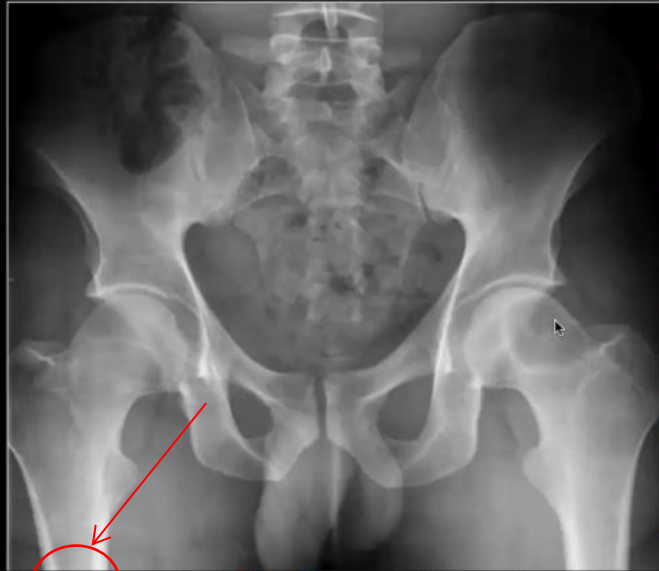
male

Participants (280)

Find a participant

- SK Sami Khan (Co-host, me)
- B BRG (Host)
- RB Rajesh Botchu (Co-host)
- KJ Khurram Javaid (Co-host)
- ZT Zb teaching

invite Mute All



Sami Khan



Rajesh Botchu

BRG

zainab zeb

iqra

Leave

X=====X=====X